




# USER'S MANUAL

FLEXA Foredom series

---




# Setting up the equipment


## Connecting battery to motor



## Connecting drive cable



1



2



3

- 1 Connect the drive cable to the motor and screw it
- 2 Screw on the grey connector (counter-clockwise)
- 3 Adjust the length of the sheath and screw it on

# Battery



## FEATURES

- High capacity Lithium-ion battery (10.2 A.H)
- 25 Volts
- Charging time 4 hours

## CAUTION

- Not waterproof
- Not transportable by air according to IATA regulations
- Exclusive use of the Vet-Design charger

## 1 General guidelines

Before storing your equipment, make sure it is always clean and dry

After work, clean the handpiece with clear water and a sponge.

It is important not to leave water in the connectors between:

- motor/drive cable - and - drive cable/handpiece -

Vet-Design recommends a preventive maintenance every 6 months

## 2 Drive cable maintenance




Clean the drive cable with a damp sponge, then dry it with a soft and clean tissue.


After use, make sure to disconnect the drive cable from both the motor and the handpiece.

Please be careful not to roll the drive cable too tightly in the storage case.

## Handpiece connection




## Removable motor and pouch



## Good to know

- Belt is machine washable

# Motor's operating mode



## Switching on/off the motor

Press the ON/OFF button (No 1)

## Changing the rotation speed

+ to speed up (button No 2)

- to slow down (button No 3)

## Reversing the motor's direction of rotation

Press button No 2 & button No 3 simultaneously

## Good to know

- 6 rotating speeds
- The motor keeps in memory the last used speed.
- If the motor remains switched off for more than one minute, the speed is reset.

### 3 Maintenance of your handpieces

Avoid leaving your handpieces immersed in water.

For cleaning, Vet-Design recommends turning on the motor

- Brush the diamond head with a stainless steel brush to remove dentine deposit
- Rinse and/or disinfect, then ensure that the water is removed by rotating the diamond head out of the water
- Dry with a soft and clean tissue

### 4 Maintenance of the motor set

Clean the motor shell with a damp sponge and dry it with a soft tissue.

The belt is machine washable (synthetic program). Make sure you remove the motor and the battery beforehand.

Please never immerse the motor or the battery in water.

## **Address**

Vet-Design  
4 rue du Gripail  
35590 Saint-Gilles  
FRANCE

## **Contact**

+33(0)9.87.38.31.00  
[contact@vet-design.com](mailto:contact@vet-design.com)



V.20220706